
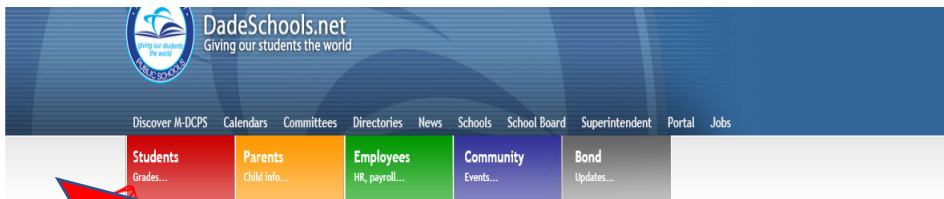


**Please follow these procedures on how to log in to your student portal and applications.**

1. Visit the MDCPS District's Website, type the information in browser [www.dadeschools.net](http://www.dadeschools.net)



2. Click on **Student Tab** on the MDCPS website



On Tuesday March 17, the Florida Department of Education (FLDOE) announced that all K-12 schools and career and technical center campuses are to remain closed through April 15.

3. Log in to Student Portal using your regular credentials


Username: Student ID Number

Password: (Month of Birth, Day of birth, Year of birth and student initials) **MMDDYYinitials**

For example: John Doe Username:123456 and Password 092503jd



4. Click on OFFICE 365
5. Log in to Office 365, organizational account using your student email and portal password. [STUDENTID#@students.dadeschools.net](mailto:STUDENTID#@students.dadeschools.net) and Student ID# First and Last Name Initials  
For example: John Doe Username:123456@students.dadeschools.net and Password:092503jd



6. Click on Teams
7. On the left-hand side of digital platform "Microsoft Teams" you will see your teacher has added you to your class team.
8. You can download the APP on any smartphone devices via APP Store or Play Store. Use your student

email credentials listed in step #5 to access your teams.

